



DOMINICA

ENERGY REPORT CARD (ERC) FOR 2021





Dominica Climate Resilience and Recovery Plan 2020 - 2030 (2020)^[5]

National Development Plan/
Overall Country Development Strategy

National Energy Policy (2021)^[6]

National Energy Policy

Distributed Renewable Energy Generation Policy (2016)^[7]

Renewable Energy (RE) Policy

Energy Performance Standards/Appliance Labelling^[9]

Performance Standards	Labelling Standards
DNS IEC 62552 -1:2015 - Household refrigerating appliances - Characteristics and test methods - Part 1: General requirements	DNS CRS 58: 2018 - Energy Labelling - Compact Fluorescent Lamps & Light Emitting Diodes Lamps - Requirements
DNS IEC 62552-2:2015 - Household refrigerating appliances - Characteristics and test methods - Part 2: Performance requirements	DNS CRS 59: 2019 - Energy Labelling - Air Conditioners - Requirements
DNS IEC 62552-3:2015 - Household refrigerating appliances - Characteristics and test methods - Part 3: Energy consumption and volume	
DNS IEC 62612: 2013 - Self-Ballasted LED Lamps for General Lighting with Supply Voltages >50V- Performance Requirements ¹	
DNS IEC 60969: 2016 - Self-Ballasted Compact Fluorescent Lamps for General Lighting Services-Performance Requirements	













National Determined Contributions (NDC)

To reduce emissions by 45% below 2014 levels by 2030^[13]

Climate Change Policy

National Climate Change Policy and Action Plan (2019-2024)^[12]

Dominica Climate Resilience and Recovery Plan 2020 - 2030 (2020)^[5]

	No. of Persons Employed in Energy Sector	398
	Total Installed Conventional Capacity (MW)	20.1
	Total Installed RE (MW)	7.06^[8]
	Electricity System Losses (%)	8.1%^[11]
	Energy Use (kWh) Per Capita	1,233.24^[8]
	Fuel and Oil Imports as % of GDP	19%
	Oil Imports as % of GDP	Not Available
	Electric Vehicle Stock	None¹
	Total Oil Import (BOE) per day	1.29^[10]
	Total Oil Export (BOE) per day	Not Applicable
	Energy Intensity (BTU/\$)	Not Available
	National Repository for Energy Data	None

1. It was indicated by the Inland Revenue Department that there were no Electric Vehicles recorded for 2021 [26]

READ MORE

Read the full report at:

https://cekh.creee.org/wp-content/uploads/2023/08/ERC_Dominica_final_002.pdf

