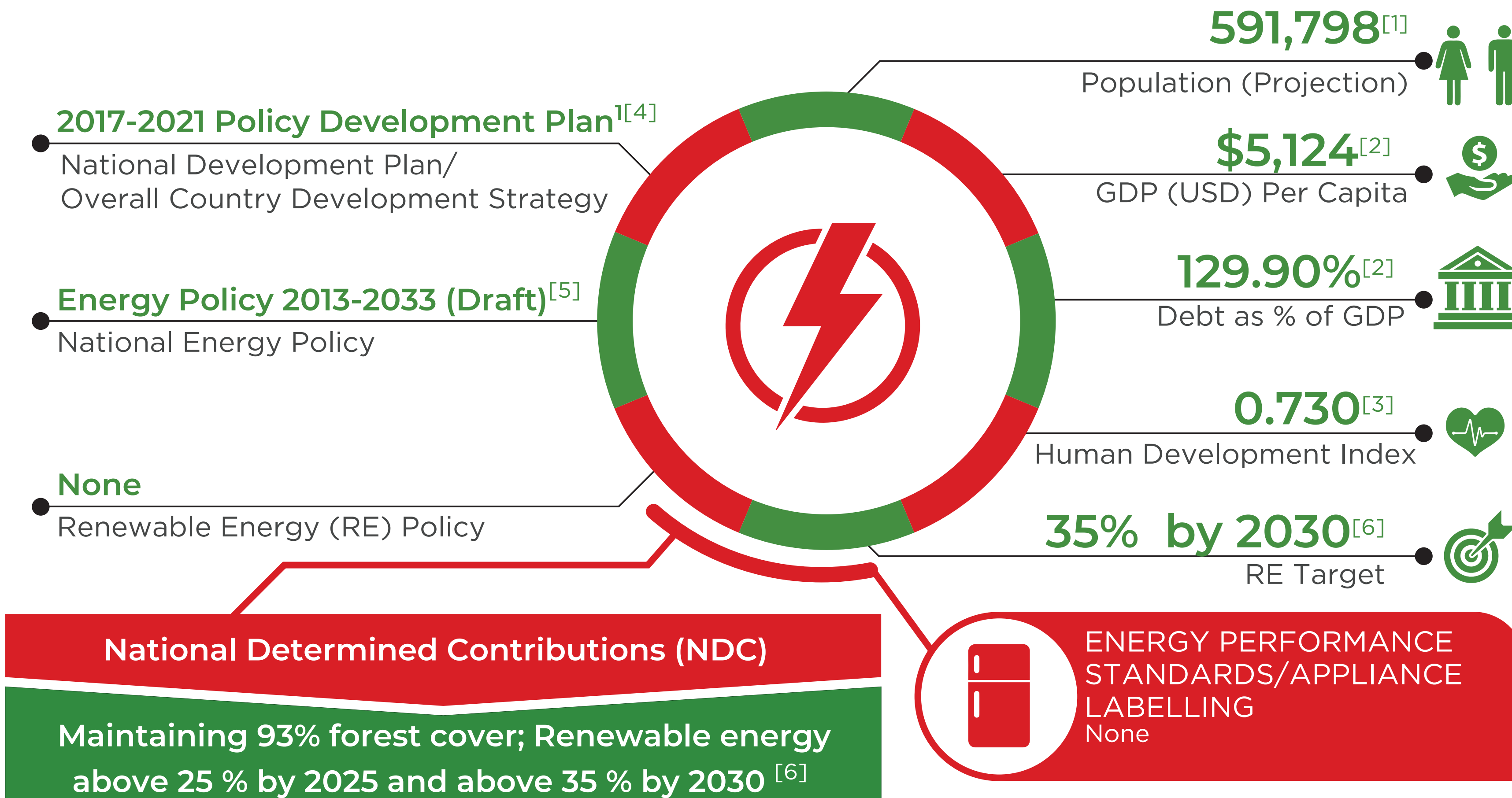















SURINAME

ENERGY REPORT CARD (ERC) FOR 2021





| | | |
|---|--|--|
|  | No. of Persons Employed in Energy Sector | 2,737² |
|  | Total Installed Conventional Capacity (MW) | 443.59^[8] |
|  | Total Installed RE (MW) | 197.69^[8] |
|  | Electricity System Losses (%) | 11.54%^[8] |
|  | Energy Use (kWh) Per Capita | 2,931.06^[8] |
|  | Fuel and Oil Imports as % of GDP | Not Available |
|  | Oil Imports as % of GDP | Not Available |
|  | Electric Vehicle Stock | 0^[9] |
|  | Climate Change Policy | National Climate Change Policy, Strategy and Action Plan (2014 - 2021) [10] |
|  | Total Oil Import (BBL) per day | 3,301^[7] |
|  | Total Oil Export (BBL) per day | 4,698^[7] |
|  | Energy Intensity (BTU/\$) | Not Available |
|  | National Repository for Energy Data | sieSURINAME³ |

READ MORE

Read full report at:

https://cekh.creee.org/wp-content/uploads/2023/01/ERC_Suriname_final_003.pdf

