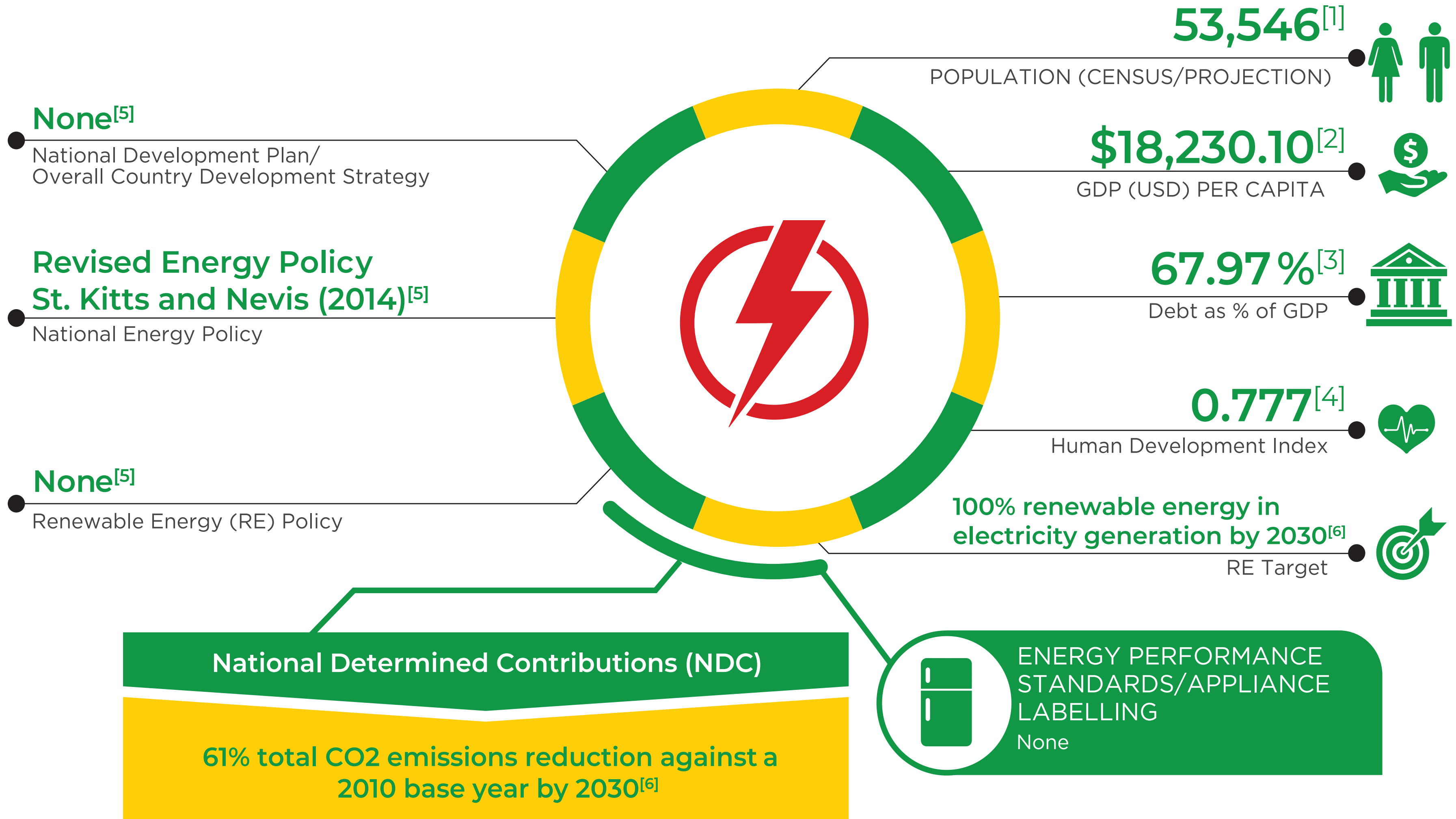















ST. KITTS AND NEVIS

ENERGY REPORT CARD (ERC) FOR 2021





	No. of Persons Employed in Energy Sector	317
	Total Installed Conventional Capacity (MW)	62.5^{[7][8]}
	Total Installed RE (MW)	2.45^{[7][8]}
	Electricity System Losses (%)	16.6%^{[7][8]}
	Energy Use (kWh) Per Capita	4,331.22^{[7][8]}
	Fuel and Oil Imports as % of GDP	Not Available
	Oil Imports as % of GDP	Not Available
	Electric Vehicle Stock	Quantity not Available
	Climate Change Policy	St. Kitts and Nevis National Climate Change Policy^[9]
	Total Oil Import (BOE) per day	Not Available
	Total Oil Export (BOE) per day	Not Available
	Energy Intensity (BTU/\$)	Not Available
	National Repository for Energy Data	None^[5]

READ MORE

Read the full report at:

https://cekh.creee.org/wp-content/uploads/2023/01/_ERC_St.Kitts_final_002.pdf

